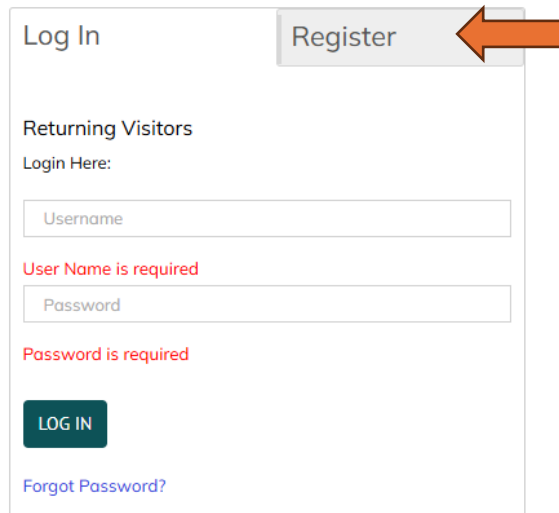


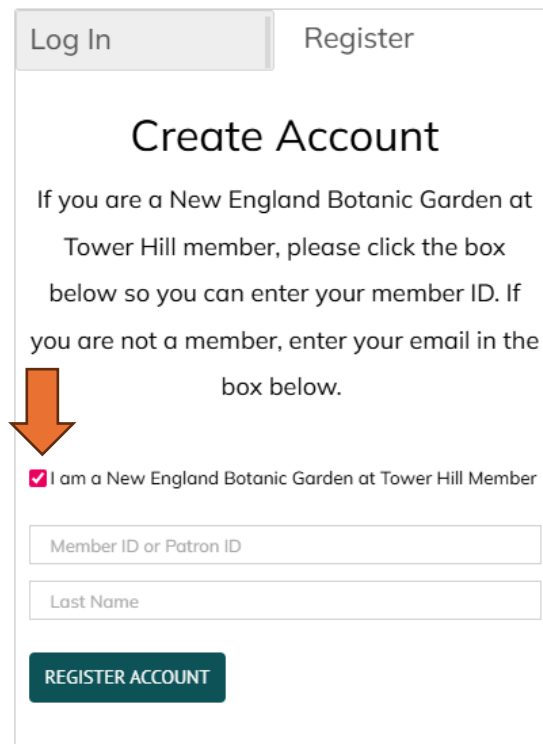
Members and Program Attendees: Register Your New England Botanic Garden Online Account

1. If you have already registered an online account, log in on this screen. If this is your first time using the web portal, click the "Register" tab.



The screenshot shows a login interface with two tabs: "Log In" and "Register". An orange arrow points to the "Register" tab. Below the tabs, there is a section for "Returning Visitors" with the text "Login Here:". There are two input fields: "Username" and "Password". Below the "Username" field, there is a red error message: "User Name is required". Below the "Password" field, there is a red error message: "Password is required". At the bottom of the form, there is a dark green button labeled "LOG IN" and a blue link labeled "Forgot Password?".

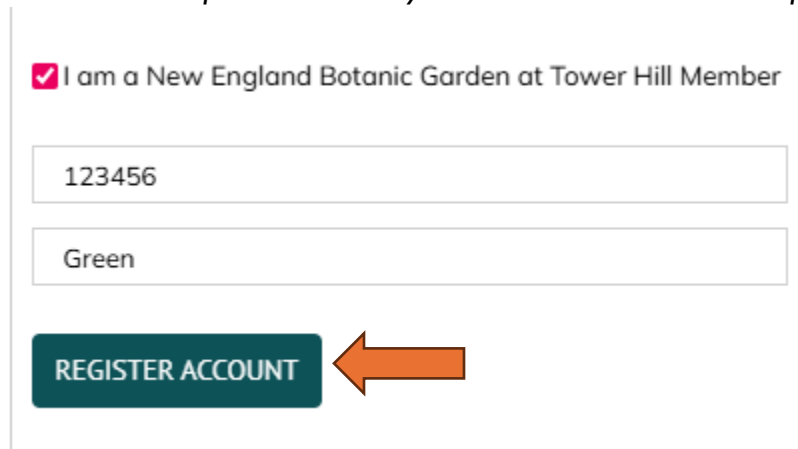
2. After clicking "Register", check the box next to "I am a New England Botanic Garden at Tower Hill Member". If you are not yet a member, leave the member checkbox blank and follow the registration prompts.



The screenshot shows the "Create Account" page. At the top, there are two tabs: "Log In" and "Register". The "Create Account" heading is centered. Below the heading, there is a paragraph of text: "If you are a New England Botanic Garden at Tower Hill member, please click the box below so you can enter your member ID. If you are not a member, enter your email in the box below." An orange arrow points to a checked checkbox with the text "I am a New England Botanic Garden at Tower Hill Member". Below the checkbox, there are two input fields: "Member ID or Patron ID" and "Last Name". At the bottom of the form, there is a dark green button labeled "REGISTER ACCOUNT".

3. Type your Member or Patron ID and Last Name, then click "Register Account".

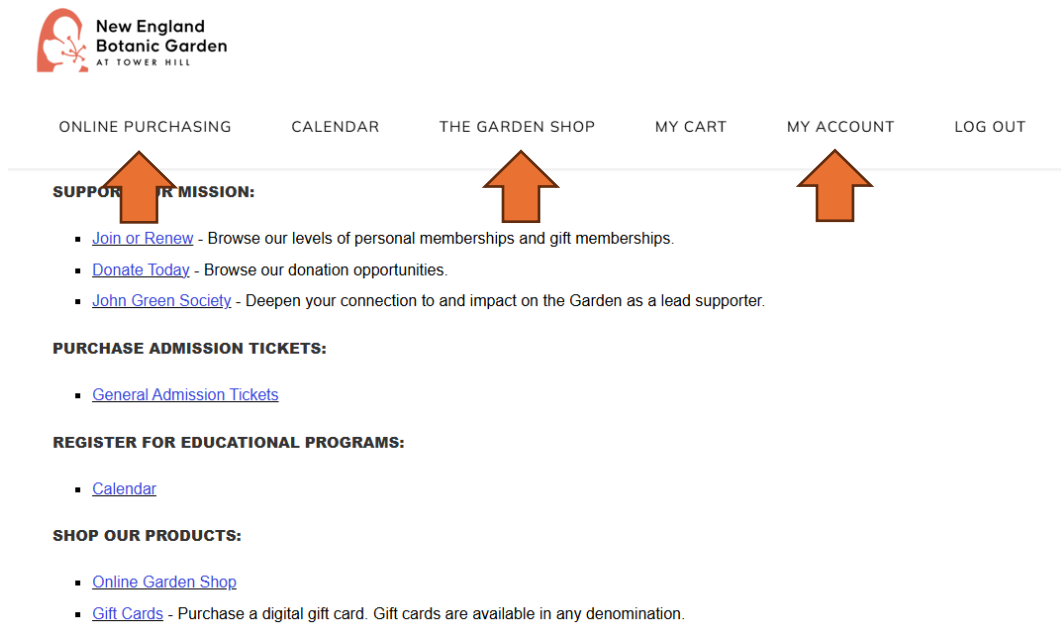
The ID number will be 3 to 6 digits. If you do not know your Member/Patron ID number, please call 508.869.6111. Your Member/Patron ID number can be found on your membership cards and in your NEBG transaction receipt emails.



A registration form for NEBG Tower Hill Member. It includes a checked checkbox for "I am a New England Botanic Garden at Tower Hill Member", a text input field containing "123456", another text input field containing "Green", and a dark green "REGISTER ACCOUNT" button. An orange arrow points to the button from the right.

4. Create a username and password for your web account.

5. Once you have logged in, your account is all set! You will see this page with navigation tabs along the top.



The NEBG Tower Hill website header features a navigation bar with tabs: ONLINE PURCHASING, CALENDAR, THE GARDEN SHOP, MY CART, MY ACCOUNT, and LOG OUT. Below the navigation bar, three orange arrows point to the "ONLINE PURCHASING", "THE GARDEN SHOP", and "MY ACCOUNT" tabs. The main content area includes sections for "SUPPORT OUR MISSION:" (with links for Join or Renew, Donate Today, and John Green Society), "PURCHASE ADMISSION TICKETS:" (with link for General Admission Tickets), "REGISTER FOR EDUCATIONAL PROGRAMS:" (with link for Calendar), and "SHOP OUR PRODUCTS:" (with links for Online Garden Shop and Gift Cards).

Click "Online Purchasing" to purchase a membership, reserve admission tickets, register for classes and special events, or click "The Garden Shop" to view items for purchase online. Select "My Account" to change your password, review your member benefits including guest passes, and download our digital membership card app.